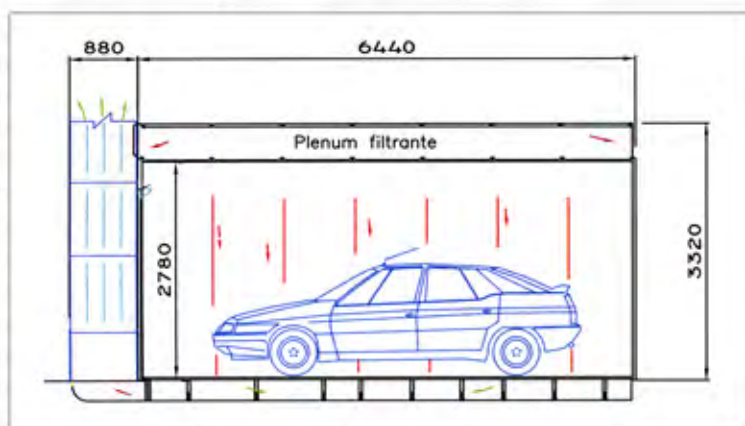
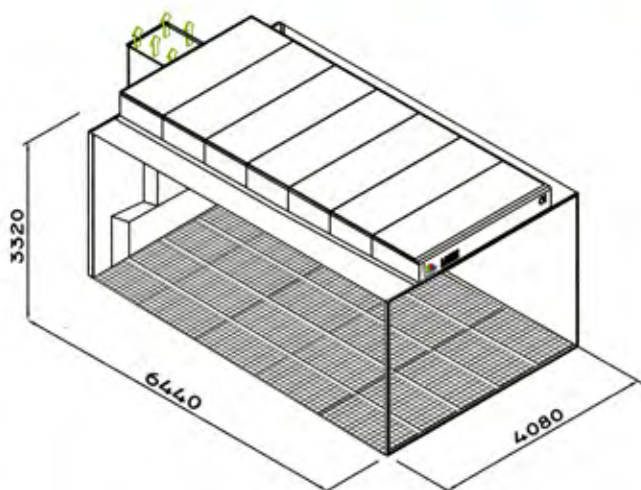
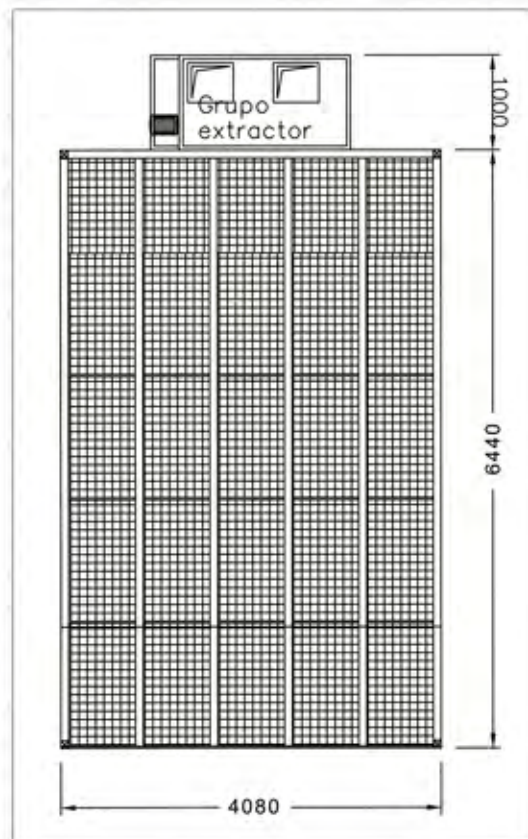




Zona de Preparação de Pintura - AP 6.2ET (Grelha Total)



Características Técnicas

Tipo de grelha	Total
Larg. zona de trabalho	4.080 mm (exterior)
Comprim. zona de trabalho	6.440 mm (exterior)
Altura Interior	2.760 mm
Altura Exterior	3.320 mm
Motor, potência	5,5 Kw
Filtragem	9,16 M2
Extrator/Modelo	1/15-15
Caudal	20.000 m3/h
Modelo	ET