

Arranque e Carga Automático com diagnóstico




Homologações



Certificações



Prémios



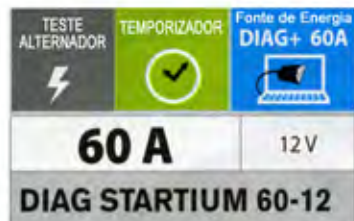
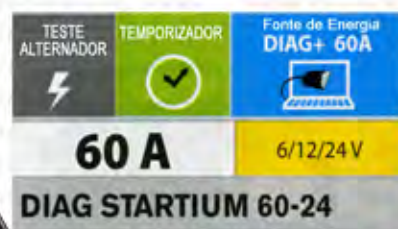
Todas as Baterias



026513



026520



| | | | | |
|----------------------------|--------------------------------------|-----------------------|-----------------------|---------------|
| Recomendações | 50 Ah > > > > | 100 Ah > > > > | 150 Ah > > > > | 200 Ah |
| | | | | |
| DIAG STARTIUM 60-12 | | | | |
| DIAG STARTIUM 60-24 | | | | |
| | instantânea Pré-carga (~10min) | | | |

| Fusíveis 100Ax2 054384 Fusíveis 200Ax2 054547 | 50/60 Hz | 1 | 12V | CARGA | | | | | | START | | 48 x 35 x 90 cm | 34 kg | |
|--|----------|-----|----------|--------------|------------------|---------------------|-------|------------|---|--------------|-------|-----------------|-----------------|---------------|
| | | | | Reg | Eficácia IRMS | Média (EN 60335) | Boost | Automático | min > max | 1V/C | 0V/C | | | AUTO START |
| DIAG STARTIUM 60-12 026513 | 230V | 16A | 12V | 4 | 95 A | 60 A | — | • | 20 > 900 Ah | 310 A | 440 A | • | 48 x 35 x 90 cm | 34 kg |
| DIAG STARTIUM 60-24 026520 | 230V | 16A | 6/12/24V | 4 | 95 A | 60 A | — | • | 6V: 20 > 600 Ah 12V: 20 > 900 Ah 24V: 20 > 600 Ah | 300 A | 430 A | • | 48 x 35 x 90 cm | 34 kg |